



F&F Filipowski sp. j.  
Konstantynowska 79/81, 95-200 Pabianice, POLAND  
phone/fax (+48 42) 215 23 83 / (+48 42) 227 09 71  
www.fif.com.pl; e-mail: biuro@fif.com.pl

## LE-01

Electric energy meter,  
1-phase



**Do not dispose of this device in the trash along with other waste!**

According to the Law on Waste, electro coming from households free of charge and can give any amount to up to that end point of collection, as well as to store the occasion of the purchase of new equipment (in accordance with the principle of old-for-new, regardless of brand). Electro thrown in the trash or abandoned in nature, pose a threat to the environment and human health.



### Purpose

The LE-01 is a static (electronic) calibrated electricity meter of single-phase alternating current in a direct system.

### Functioning

A special electronic system under the influence of current flow and applied voltage pulses generated in proportion to the electricity consumed. Energy consumption is indicated by a flashing LED. The number of pulses is converted into energy input, and its value is determined by mechanical drum counter.

Last, the red number on the drum counter means the government of 1/10 kWh (100 Wh).

## Measured value

Active energy consumed                      AE+                      [kWh]

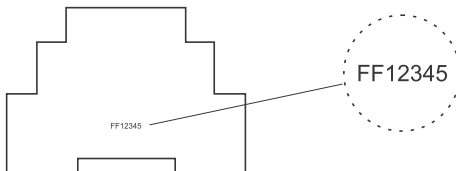
## Pulse output

The meter is equipped with pulse output open collector (OC type). This allows you to connect another pulse device (SO) that reads pulses generated by the meter.

No additional connected equipment is required for proper operation of the meter.

## Meter number

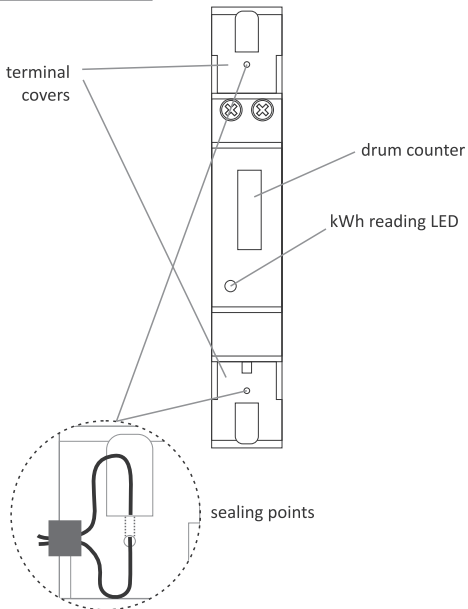
The meter is marked with individual serial number allowing its unambiguous identification. The marking is laser engraved and cannot be removed).



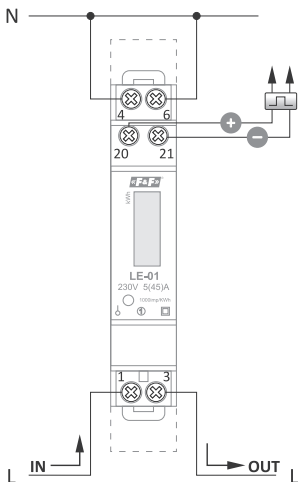
## Sealing

The meter has sealable input and output terminal covers to prevent any attempts to bypass the meter.

## Front description



## Wiring diagram

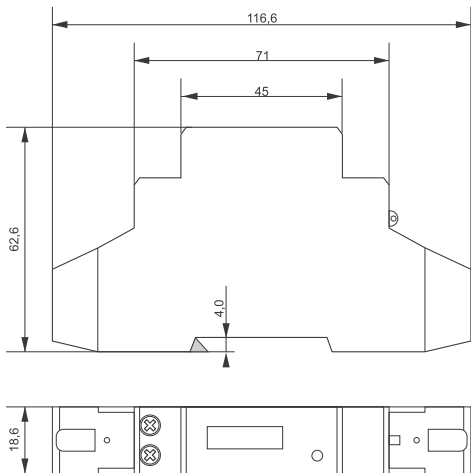


- 1  $L_{IN}$  power input
- 3  $L_{OUT}$  power output
- 4, 6 N-wire neutral
- 20 pulse output (+)
- 21 pulse output (-)

## Technical data

installation	2-wire
rated voltage	230 V AC
minimum measured current	0.02 A
base current	5 A
maximum current	45 A
voltage measuring range	160÷265 V
measurement accuracy (IEC62052)	1st class
rated frequency	50 Hz
insulation protection class	II
housing	PC+ABS material
own power consumption	8 VA; 0.4 W
indication range	0÷99999.9 kWh
constant	1000 pulses/kWh
read-out signalling	red LED
pulse output	
type	open collector
maximum voltage	27 V DC
maximum current	27 mA
pulse time	70 ms
working temperature	-25÷55°C
terminal	6 mm <sup>2</sup> screw terminals
dimensions	1 module (18 mm)
mounting	on TH-35 rail
ingress protection	IP20

## Dimensions



## Warranty

F&F products are covered by a 24-month warranty from the date of purchase. The warranty is only valid with proof of purchase. Contact your dealer or contact us directly.

## CE declaration

F&F Filipowski sp. j. declares that the device is in conformity with the essential requirements of The Low Voltage Directive (LVD) 2014/35/EU and the Electromagnetic Compatibility (EMC) Directive 2014/30/UE.

The CE Declaration of Conformity, along with the references to the standards in relation to which conformity is declared, can be found [www.fif.com.pl](http://www.fif.com.pl) on the product subpage.

## General work safety conditions

- » Please read the instructions carefully before installation.
- » The device should be installed and operated by qualified personnel who are familiar with its design, operation, and associated risks.
- » Do not install a meter that is damaged or incomplete.
- » The user is responsible for proper grounding of the system, proper selection, installation, and efficiency of other devices connected to the meter, including safety devices such as over-current, residual current and overvoltage circuit breakers.
- » Before connecting the power supply, make sure that all cables are connected correctly.
- » It is essential to observe the operating conditions of the meter (supply voltage, humidity, temperature).
- » To avoid electric shock or damage to the meter, turn off the power supply whenever the connection is changed.
- » Do not make any changes to the unit yourself. Doing so can result in damage to or improper operation of the device, which in turn can pose a threat to people operating it. In such cases, the manufacturer is not responsible for the resulting events and may refuse the provided warranty in the event of a complaint.