


Saia PCD2.G200

Multifunction I/O module

- 4 digital inputs
- 4 digital outputs
- 8 analogue inputs, 12 bit
- 8 analogue outputs, 10 bit



The PCD2.G200 is a double multifunction I/O module that can be used both in the PCD1.M2xxx and the PCD2.M5xxx. The module uses two I/O slots. The module is especially suitable for use in the PCD1.M2xxx, in which in addition to the onboard I/O's only two free slots for additional I/O modules are available. With the use of the PCD2.G200 the PCD1.M2xxx has a total of 41 I/O's:

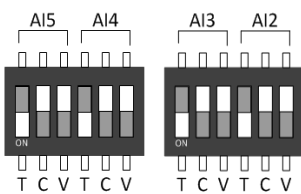
- 10 digital inputs, 24 VDC
- 8 digital outputs, 24 VDC
- 4 digital inputs or outputs, 24 VDC
- 10 analogue inputs
- 8 analogue outputs
- 1 PWM output

With the compact and powerful PCD1.M2xxx thus numerous applications can be realized, particularly in the area of ventilation/air conditioning.

The PCD2.G200 is also attractive for PCD2.M5xxx, the module can reduce the number of required I/O modules and possibly save additional expansion modules.

Dip Switch position:

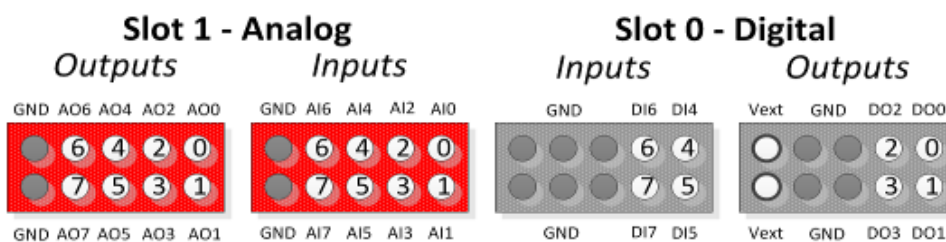
The input circuit for the analogue inputs AI2 ... AI5 can be selected by mini Dip switches.



The modes T (NI/PT1000), C (0..20mA) or V (0..10V) are selected by putting the switch in the down position. Only one switch per channel has to be on, except in the 0..300kΩ range where the T and the V switch must be on. The picture shows the default setting where all inputs are configured in the temperature measurement mode.

I/O connection:

4 plug-in spring-load terminal blocks, 10-pole, 3.5mm for wiring up to 1mm² Weidmüller Type K; orange: part No. 4 405 5048 0; black: part No. 4 405 5054 0



Technical data

COMPATIBILITY	PCD1, PCD2
DIGITAL OUTPUTS	
Number of outputs	4, electrically connected, source operation
Addressing	O 0 ..3 (+BA)
Voltage range	10...32 VDC, smoothed, max. 10% residual ripple
Output current	5...500 mA (leakage current max. 0,1 mA) min. load resistance: 48Ω
Short circuit protection	yes
LEDs	yes
Terminals	1 plug-in spring-load terminal block, 10-pole, 3.5mm for wiring up to 1mm ² , black
DIGITAL INPUTS	
Number of inputs	4, electrically connected, source operation
Addressing	I 4 ..7 (+BA)
Input voltage	H level: 15...30V L level: -30...+5V
Input current	typ. 7 mA at 24 VDC (IEC 61131-2, Typ 1)
Input delay	typ. 8 ms
Overvoltage protection	no (U _{max} = +/-34V)
LEDs	yes
Terminals	1 plug-in spring-load terminal block, 10-pole, 3.5mm for wiring up to 1mm ² , black
ANALOGUE INPUTS	
Number of inputs	8
Configuration	AI0 / AI1: 0...10V AI2 / AI3 / AI4 / AI5: Dip Switch selectable AI6 / AI7: PT/NI1000
Galvanic separation	no
Resolution (digital representation)	12 bits (0...4095) rsp. directly in 1/10 °C or in 0.1Ω
Connection technique for sensors	2-wires (passiv input)
Input filter	typ. 10 ms (0...10V) typ. 20 ms (0...20mA; PT/NI1000)
Input ranges for temperature sensors	PT1000: -50...+400°C NI 1000: -60...+200°C NI 1000L&S: -60...+200°C Resistance: 0 ... 2500 Ω Resistance: 0 ... 300 kΩ
Accuracy at 25°C	± 0.5% (±0.4% ±4LSB)
Overrange protection	10V range: + 35V (39V TVS Diode) 20mA range: no (40mA max.)
Terminals	1 plug-in spring-load terminal block, 10-pole, 3.5mm for wiring up to 1mm ² , orange
ANALOGUE OUTPUTS	
Number of outputs	8
Galvanic separation	no
Signal range	0...10 V Resolution 10 mV (LSB)
Resolution (digital representation)	10 bits (0...1023)
Accuracy at 25°C	± 0.5% ± 50mV
Load resistance	min. 3kΩ
Short-circuit protection	yes, permanent
Terminals	1 plug-in spring-load terminal block, 10-pole, 3.5mm for wiring up to 1mm ² , orange

Ordering information

Model	Description	Weight
PCD2.G200	Multifunction I/O module for PCD1/2	100 g

Saia-Burgess Controls AG

Bahnhofstrasse 18 | CH-3280 Murten/Schweiz
T +41 26 672 72 72 | F +41 26 672 74 99
www.saia-pcd.com

support@saia-pcd.com | www.sbc-support.com